











# SCHEMATIC DIAGRAM

80 ANSON ROAD, SINGAPORE 079907

UNIT LEVEL	03	02	01	04	05	06	08	09	10	11	12			
ROOF GARDEN	NEWPORT SKY													
45	SPH (#45-01)													
44	CPS1	BP2	D1	BPS1	A2	B1	C1	A3	CP1	BPS2	A4			
43	CPS1	BP2	D1	BPS1	A2	B1	C1	A3	BPI	HORIZON GARDEN	B2 (#43-12)			
42	CPS1	BP2	D1	BPS1	A2	B1	C1	A3	BPI		B2 (#42-12)			
41	CPS1	BP2	D1	BPS1	A2	B1	C1	A3	BPI		B2 (#41-12)			
40	CPS1	BP2	D1	BPS1	A2	B1	C1	A3	CP1	BPS2	A4			
39	CPS1	BP2	D1	BPS1	A2	A2	FITNESS GARDEN	VOID	A3	CP1	BPS2	A4		
38	CPS1	BP2	D1	BPS1	A2	A2		A1	A3	CP1	BPS2	A4		
37	CPS1	BP2	D1	BPS1	A2	A2		A1	A3	CP1	BPS2	A4		
36	CPS1	BP2	D1	BPS1	A2	B1	C1	A3	CP1	BPS2	A4			
35	CPS1	BP2	D1	BPS1	A2	B1	C1	A3	CP1	BPS2	A4			
34	CLUB VISTA													
UNIT LEVEL	13	03	02	01	04	05	06	07	08	09	10	11	12	
33	AS1	AS1	BP2	D1	BPS1	A2	A2	B3	A1	A3	CP1	BPS2	A4	
32	AS1	AS1	BP2	D1	BPS1	A2	A2	B3	A1	A3	CP1	BPS2	A4	
31	AS1	AS1	BP2	A5	WELLNESS GARDEN	BP3	A2	A2	B3	A1	A3	CP1	BPS2	A4
30	AS1	AS1	BP2	A5		BP3	A2	A2	B3	A1	A3	CP1	BPS2	A4
29	AS1	AS1	BP2			BP3	A2	A2	B3	A1	A3	CP1	BPS2	A4
28	AS1	AS1	BP2	D1a	BPS1	A2	A2	B3	A1	A3	CP1	BPS2	A4	
27	AS1	AS1	BP2	D1	BPS1	A2	A2	B3	A1	A3	BPI	PLAY GARDEN	B2 (#27-12)	
26	AS1	AS1	BP2	D1	BPS1	A2	A2	B3	A1	A3	BPI		B2 (#26-12)	
25	AS1	AS1	BP2	D1	BPS1	A2	A2	B3	A1	A3	BPI		B2 (#25-12)	
24	AS1	AS1	BP2	D1	BPS1	A2	A2	B3	A1	A3	CP1	BPS2	A4	
23	AS1	AS1	BP2	D1	BPS1	A2	A2	B3	A1	A3	CP1	BPS2	A4	
22	SERVICED APARTMENT SKY TERRACE													
11-21	SERVICED APARTMENT WITH SKY GARDENS													
10	SERVICED APARTMENT SKY TERRACE													
2-9	OFFICE WITH ROOF TERRACES													
1M	MANAGEMENT OFFICE										ELEVATED PEDESTRIAN LINK			
1	LEVEL 1 LOBBY / RESTAURANTS / PRIVATELY-OWNED PUBLIC SPACE (POPS)													
B1	OFFICE / RESTAURANTS CAR PARK													
B2	RESIDENTIAL / SERVICED APARTMENT CAR PARK													
B3	RESIDENTIAL CAR PARK													

 1-BEDROOM	 2-BEDROOM	 3-BEDROOM	 4-BEDROOM PREMIUM
 1-BEDROOM + STUDY	 2-BEDROOM PREMIUM	 3-BEDROOM PREMIUM	 SUPER PENTHOUSE
	 2-BEDROOM PREMIUM + ENSUITE STUDY / STUDY	 3-BEDROOM PREMIUM + STUDY	